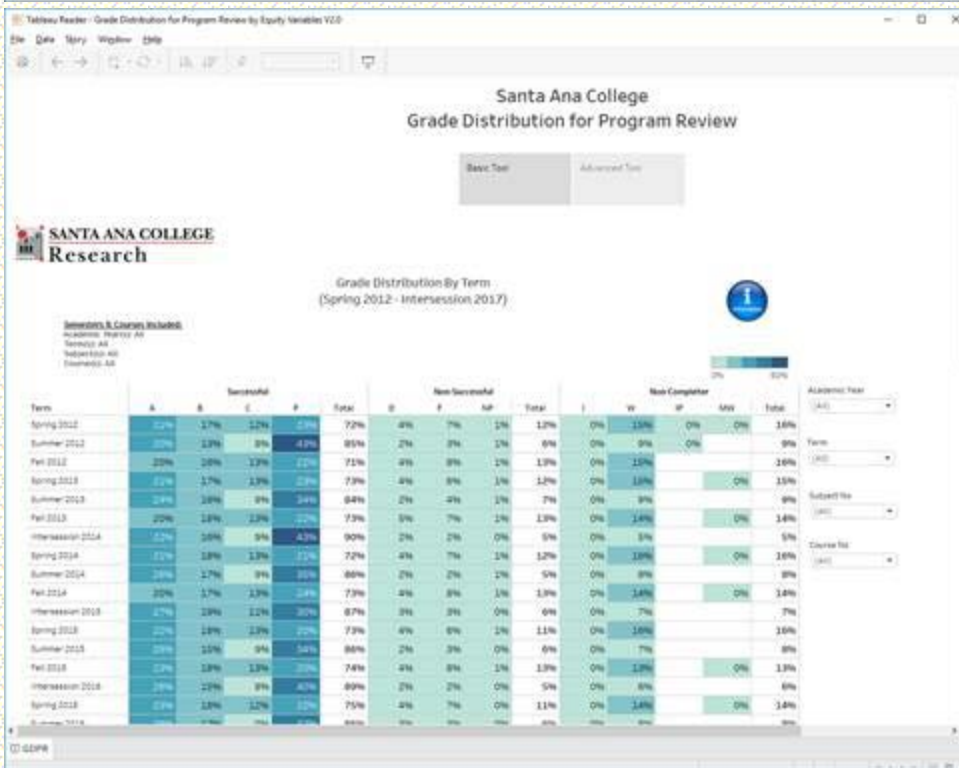
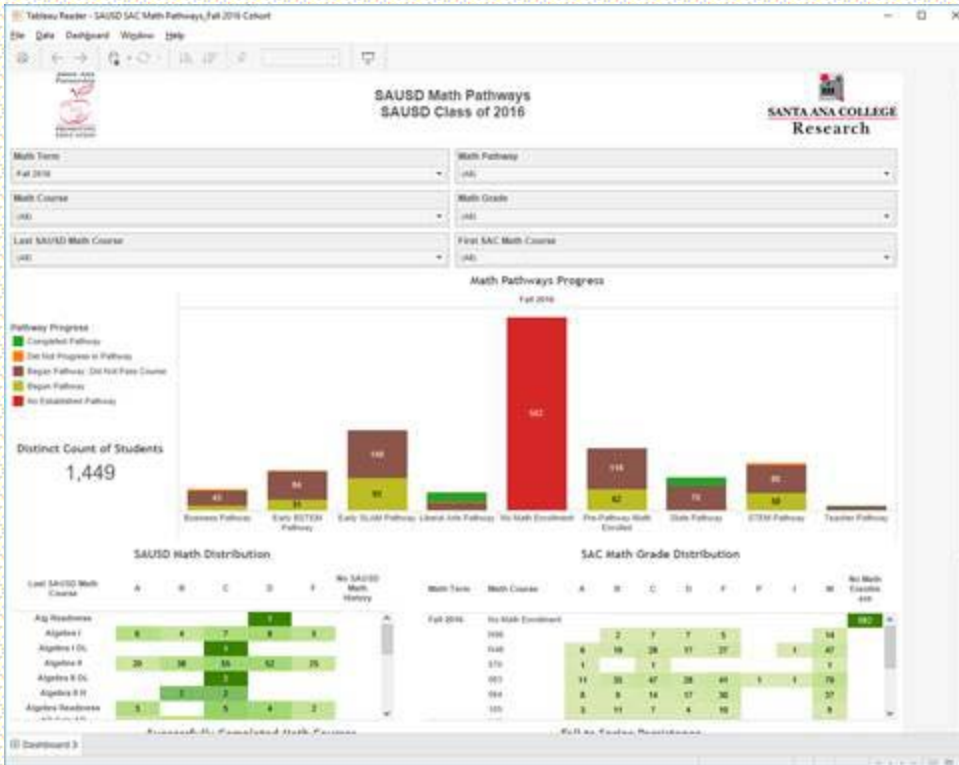
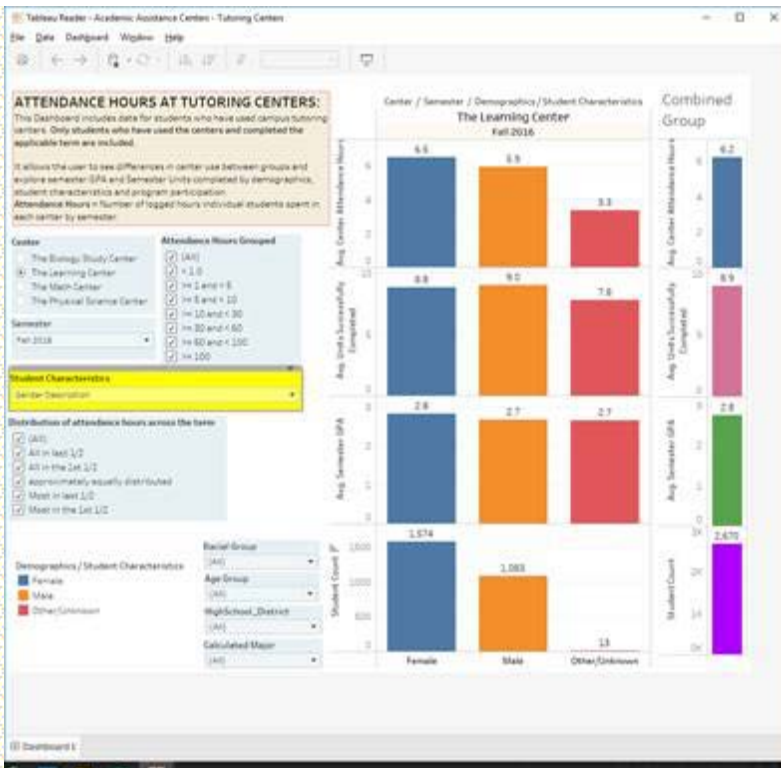


From: [Love, Janice](#)
 To: [# All SAC Email Users](#)
 Subject: Dashboard training - May 16th, 9am, A-112
 Date: Thursday, May 11, 2017 3:58:08 PM

Reminder - the next dashboard training session is: May 16th, 9am, A-112 (Cesar Chavez, room near the flag and mural)





SANTA ANA COLLEGE Research

Academic Progress/Outcomes Tool

Student Status / Equity

Term	Programs	Avg. First Term GPA		% of Total Number of Students by Status		Avg. Units Attempted First Term		Avg. Units Completed
		First Term Student	Transfer Student	First Term Student	Transfer Student	First Term Student	Transfer Student	
Spring 2012	All	2.43	2.80	38%	62%	6.41	6.12	3.42
Fall 2012	All	2.39	2.75	39%	61%	6.16	6.04	3.38
Spring 2013	All	2.19	2.61	39%	61%	6.08	6.03	3.16
Fall 2013	All	2.26	2.64	41%	59%	6.21	6.09	3.38
Spring 2014	All	2.16	2.66	39%	61%	5.16	6.09	3.12
Fall 2014	All	2.16	2.56	40%	60%	6.06	5.98	3.16
Spring 2015	All	2.39	2.75	39%	61%	7.15	7.08	4.11
Fall 2015	All	2.16	2.72	41%	59%	6.22	7.22	4.16
Spring 2016	All	2.37	2.79	39%	61%	7.53	7.36	4.43
Fall 2016	All	2.16	2.62	41%	59%	6.75	7.51	4.35

First Term Results

Term	Programs	Equity			
		Number of Students	Units Attempted	Units Successfully Completed	Avg. First Term GPA
Spring 2012	All	1,933	43,424	17,277	2.64
Fall 2012	All	2,566	36,819	16,574	2.66
Spring 2013	All	1,723	11,389	6,883	2.57
Fall 2013	All	3,267	37,493	16,274	2.36
Spring 2014	All	1,738	11,736	6,793	2.45
Fall 2014	All	3,277	29,219	16,989	2.29
Spring 2015	All	1,761	12,175	7,296	2.39

Filters:
 Term: All
 Student Status: All
 Program: All
 English Starting Level: All
 Math Starting Level: All
 ENG 5 Starting Level: All
 High School Filters: All
 Race/Ethnicity: All

Sign up here: https://www.surveymonkey.com/r/SAC_RESEARCH_TRAINING

Janice Love
 Director of College Research
 Student Services
 (714) 564-6644
love_janice@sac.edu

